



Prep

At Home Learning



Term 3 **Week 4**

Tuesday 3 – Friday 6 August 2021



Silkstone State School
Where students shine

Silkstone State School

Prep @Home Learning Timetable



You will not need access to a digital device to complete the following activities. You will need help from a parent/carer and/or siblings.
Resources included: Learning timetable, Handwriting Chart, **Resources** (found at the end of this document).

Week 4	Monday	Tuesday 3 Aug	Wednesday 4 Aug	Thursday 5 Aug	Friday 6 Aug
Task		Could you organise your toys today by sorting them into colours?	Can you help to make lunch today?	Can you go outside and do some work in the garden today?	Can you tidy your room?
Morning If you do not have a book to keep your work in, you can make yourself one by stapling some sheets of paper together.		<p>English</p> <p>Practise your fine motor skills by tracing over the dotted lines or make your name out of pegs or pasta. (Go to resources section at end for your copy of the Penguin).</p> <p>Write the alphabet on paper or on cement with chalk.</p> <p>Read a book with a parent/carer. What interesting words can you find in the story? Identify all the characters in the story and talk about them with your parent/carer.</p> <p>Characters are important people or animals in the story. Verbally describe one of the characters to your parent/carer. What do they look like? What do they do? What do they like/dislike? Draw this character and</p>	<p>English</p> <p>Practise writing your name in your book. If you can already write your first name, practise your last name as well. *Remember to start with a capital letter and the rest of the letters should be lower case! *</p> <p>Learn how to write the first names of another person in your family. Ask them to write it down, name the letters and copy it into your book.</p> <p>Read a book with a parent/carer. Can you find some punctuation in the story, for example full stops. Can you find capital letters at the start of sentences and people's names? Talk to your parent/carer about them.</p> <p>Create labels for your toys. Have a go at writing the</p>	<p>English</p> <p>Read a book with a family member. How were the characters feeling at the beginning and then at the end of the story? What made them feel this way?</p> <p>Pretend you are hosting a big party! What food would you like? What food would your guests like? Draw/write a shopping list for the party. *Use your alphabet chart to help you write the sounds* (Go to resources section at end for your copy).</p> <p>Draw a picture of your bedroom. Label your picture.</p> <p>Show your adult/carer your copy of your alphabet chart (Go to resources section at end for your copy). Together say the alphabet and repeat it twice.</p>	<p>English</p> <p>Draw and/or write a postcard or a letter to a friend or family/carer. Tell them what you have been doing for the past few days. If you can't mail it, leave it somewhere safe to give to them when you next see them.</p> <p>Read a book with a family member. Can you find any letters or words you can recognise in the story?</p> <p>Retell to your parent/carer what the story is about – who are the characters, what happens? Why would you recommend/not recommend this story to your school friends?</p> <p>Act out your favourite part in the story for someone in your family.</p>

		label or write about them.	sounds you can hear. Practise saying all of the letter names in your alphabet chart. (Go to resources section at end for your copy). Then say the sounds that each letter makes.		Say all of the letter names and sounds we have been learning in our InitialLit learning sessions. (Go to resources section at end for your copy).
Break		Break	Break	Break	Break
Middle		<p>Mathematics</p> <p>Number hunt: What numbers can you find in your house? Can you find all the numbers from zero to ten? Go to twenty if you can. Try writing these numbers in your book, for example the numbers on a remote control or a clock or your letter box.</p> <p>Can you find numbers on shoes, on food in the cupboard or in the fridge? Collect your favourite toys, books or LEGO. Sort them into different categories. Explain to someone how you sorted them? Is there another way you can sort them? Sort them again.</p> <p>Sorting means to find something the same and put it together. (Try and find more than two ways to sort e.g. – colour, shape, size, texture)</p> <p>Collect 10 sticks (or random objects) and order them</p>	<p>Mathematics</p> <p>Practise cutting a piece of paper in half. How do you know the parts are equal? Is there another way you can make half?</p> <p>When you are making your lunch today, practise counting and sharing items. For example, can you cut your sandwich in half? Can you count out scoops of rice for each person? Can you share an apple with a family member, so each person gets the same amount to eat?</p> <p>Draw a picture of your family in order of shortest to tallest.</p>	<p>Mathematics</p> <p>Shape hunt: What shapes can you find in your house?</p> <p>Draw a picture out of these shapes. Describe your picture to a family member and ask them to help you write down the names of the shapes.</p> <p>Complete, colour and make the “All about rectangles” book. (Go to resources section at end for your copy).</p> <p>Choose some objects in your house. Order them from shortest to longest.</p>	<p>Mathematics</p> <p>Collect some blocks, pencils, pens, dried pasta, dried beans, etc. Make a repeating pattern.</p> <p>ABAB pattern – knife, fork, knife, fork</p> <p>ABBA pattern – pencil, rubber, rubber, pencil</p> <p>Draw your pattern in your workbook.</p> <p>Describe your pattern to a family member. Can you make another pattern using the same materials? Draw your second pattern.</p> <p>Choose one of your objects for example, a block and use it to measure things in your house. For example, how long (How many blocks) is your table? How wide is the door?</p> <p>Draw a picture of you measuring something that you discovered which was Tuesvery long and something you discovered</p>

		from shortest to longest.			which was very short.
Break		Break	Break	Break	Break
Afternoon		<p>Creative arts</p> <p>NAIDOC Colouring Sheet (Go to resources section at the end for your copy to colour)</p>	<p>History</p> <p>Who is in your family? Ask each of your family members what country they were born in.</p> <p>Draw a picture of your family.</p> <p>IF YOU CAN...</p> <p>Call a grandparent or older relative. Ask them to teach you the words to a song from their childhood days.</p>	<p>Geography</p> <p>Use collage materials to make an artwork of a place that is special to you.</p> <p>You could use different pieces of paper, some wool, material or just find objects from outside in the garden. Ask your parent/carer to help you collect some things.</p> <p>When you have made your collage, tell someone why this place is special to you? Who else is this place important to?</p>	<p>HPE</p> <p>Identify three ways you can keep your body healthy.</p> <p>Practise throwing and catching a ball with a family member.</p> <p>Draw a hopscotch and practise hopping and jumping through the squares.</p> <p>Complete the indoor Scavenger Hunt. (Go to resources section at end for your copy).</p>

Letter Shapes *Ensure that letter shapes are taught using the correct formation and starting point as shown.*

	open mouth		tall stick		short stick
	hanging stick		tunnel leaf		gate - close it
	twig		feeler		possum tail
	grasshopper leg		twirly vine		small sloping sticks
	tunnel, stop (part of a tunnel)		snake shape		ladybug spot
	gum-nut cup		wide open mouth		

Letters: Queensland

a open mouth short stick

b tall stick, gate - close it

c open mouth

d open mouth, tall stick

e twig, open mouth

f feeler, twig

g open mouth, possum tail

h tall stick, tunnel

i short stick, spot

j possum tail, spot

k tall stick, twirly vine

l tall stick,

m short stick, tunnel, tunnel

n short stick, tunnel

o wide open mouth

p hanging stick, gate close it

q open mouth, hanging stick (flick)

r short stick, tunnel stop (part of a tunnel)

s Sammy snake

t short stick, twig

u gumnut cup, short stick

v gumnut cup


w gum-nut cup, gum-nut cup

x sloping sticks, sloping sticks, crossed

y gum-nut cup, possum tail


z twig, sloping stick, twig

Week Four English: Tuesday




Draw 3 different rectangles of different sizes.

rectangle




Trace the shape and the word.


Find and colour the rectangles.



All About Rectangles



Name: _____

 teachstarter

Indoor Scavenger Hunt

COLLECT ALL OF THE FOLLOWING ITEMS IN A BAG OR BASKET. CHECK THE BOXES AS YOU FIND EACH ONE.

- A TOY WITH WHEELS
- A BOOK WITH THE FIRST LETTER OF YOUR NAME IN THE TITLE
- A PAIR OF MATCHING SOCKS
- 4 THINGS THAT ARE GREEN
- SOMETHING VERY SOFT
- A TOY SMALLER THAN YOUR HAND
- SOMETHING ROUND
- A BOOK WITH NUMBERS IN IT
- 5 LEGOS THAT ARE ALL DIFFERENT
- A PHOTO OF SOMEONE YOU LOVE
- AN ITEM YOU CAN SEE YOURSELF IN
- AN ITEM THAT MAKES YOU FEEL COZY
- A TOY THAT HAS 3 DIFFERENT COLORS
- A MOVIE THAT HAS "S" IN THE TITLE
- YOUR SNUGGLIEST STUFFED ANIMAL

Ready for snack? Make sure everything gets put back where it belongs!

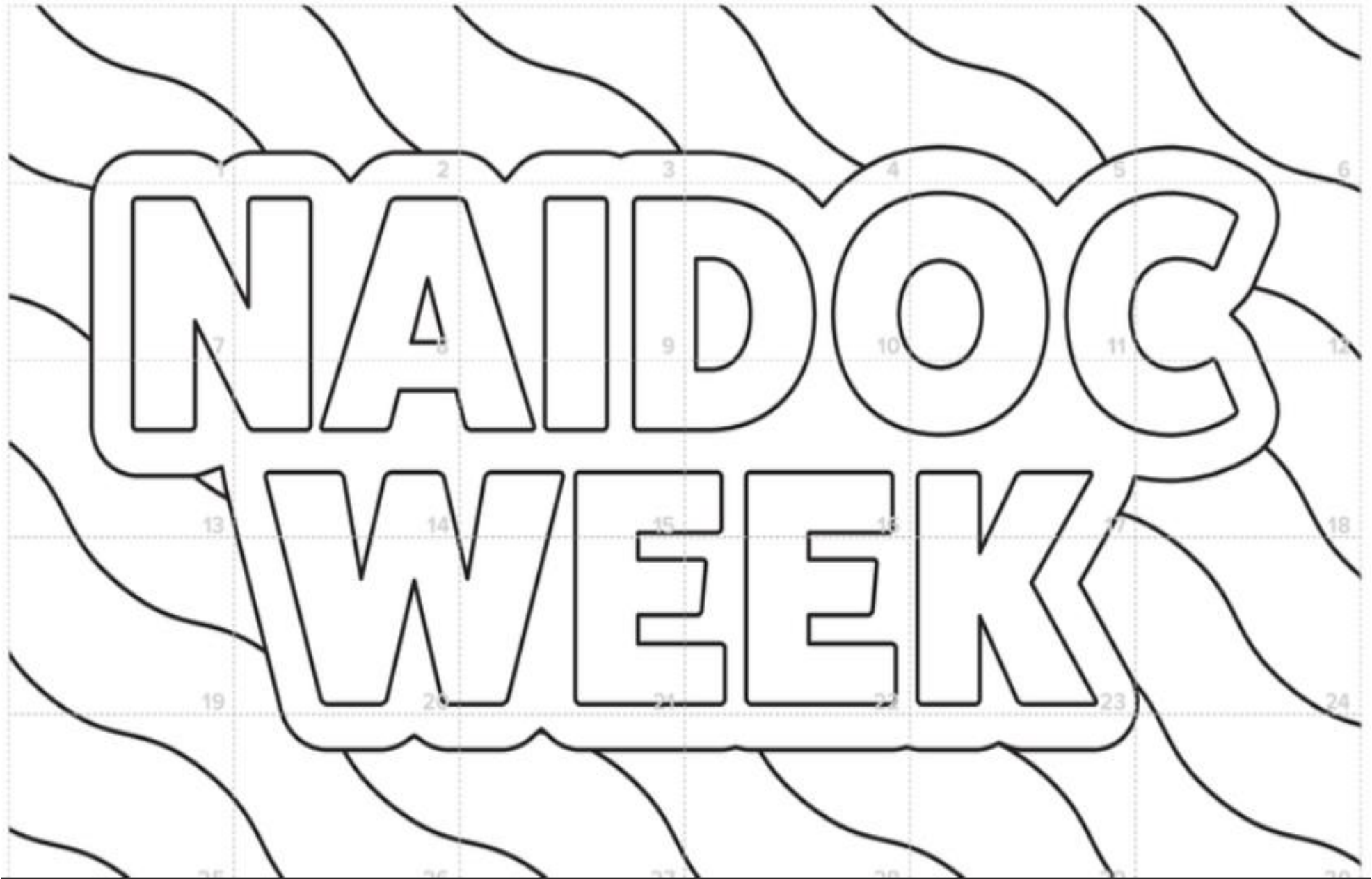
Outdoor Scavenger Hunt








































COLLECT ALL OF THE FOLLOWING ITEMS IN A BAG OR BASKET. CHECK THE BOXES AS YOU FIND EACH ONE.

- 5 LEAVES THAT LOOK DIFFERENT
- A STICK THAT IS LONGER THAN YOUR HAND
- A ROCK WITH SPOTS ON IT
- A FLOWER
- A FLAT ROCK
- 10 BLADES OF GRASS
- SOMETHING YOU LOVE TO PLAY WITH
- A PIECE OF TRASH YOU CAN RECYCLE
- SOMETHING THAT IS BROWN
- SOMETHING THAT IS HEAVY
- SOMETHING THAT IS VERY LIGHT
- SOMETHING THAT NEEDS SUN TO LIVE
- AN ITEM SMALLER THAN YOUR THUMB
- SOMETHING THAT STARTS WITH "M"
- SOMETHING THAT SMELLS GOOD

Ready for snack? Make sure everything gets put back where it belongs!

Week Four: Tuesday Creative Arts



 a	 b	 c	 d	 e	 f	 g	 h	 i	 j	 k	 l	 m
 n	 o	 p	 q	 r	 s	 t	 u	 v	 w	 x	 y	 z
 ck	 ll	 ff	 ss	 zzzz buzz	 sh	 ck	 th	 wh	 ee	 ay	 oo	 ng